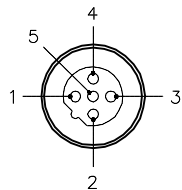
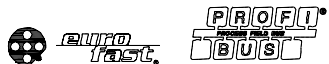


MALE END VIEW

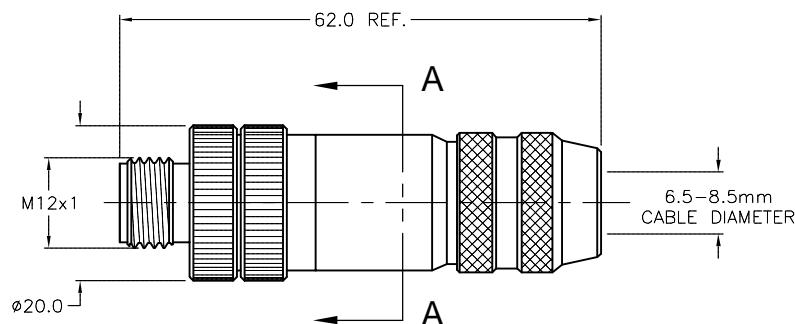


- 1 = N/C
- 2 = GREEN (BUS_A)
- 3 = N/C
- 4 = RED (BUS_B)
- 5 = BARE (SHIELD)




SPECIFICATIONS

CONTACT MATERIAL/PLATING	BRASS/GOLD
COUPLING NUT MATERIAL/PLATING	ZINC/NICKEL
RATED CURRENT [A]	4.0 A
RATED VOLTAGE [V]	125V
WIRE SIZE	26-18AWG
CABLE GRIP RANGE	6.5-8.5mm
TEMPERATURE RATING	-25°C to +85°C (-13°F to +185°F)
PROTECTION CLASS	IEC IP67
WIRE TERMINATION	SCREW TERMINAL



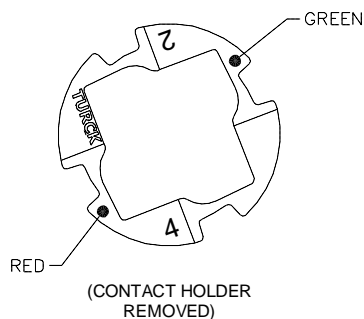
DETAIL "A"

WIRE SIDE VIEW
OF CONTACT HOLDER
TO SHOW LABEL DETAILS

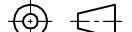



(SCALE 2:1)

LABEL DETAIL



SOURCE DRAWING - FOR REFERENCE ONLY

RELATED DOCUMENTS 1. 2. 3. 4.	3RD ANGLE PROJECTION			THIS DRAWING IS CONFIDENTIAL AND THE PROPERTY OF TURCK INC. USE OF THIS DOCUMENT WITHOUT WRITTEN PERMISSION IS PROHIBITED.				3000 CAMPUS DRIVE MINNEAPOLIS, MN 55441 1-800-544-7769 (763) 553-7300 (763) 553-0708 fax www.turck.us	
MATERIAL SEE SPECIFICATIONS	ALL DIMENSIONS DISPLAYED ON THIS DRAWING ARE FOR REFERENCE ONLY	DRFT	RDS	DATE	06/27/08	DESCRIPTION BMSWS 8151-8.5/PDP			
APVD			SCALE	1=1.0					
FINISH SEE SPECIFICATIONS		CONTACT TURCK FOR MORE INFORMATION	UNIT OF MEASUREMENT MILLIMETERS			IDENTIFICATION NO. U2-13627		REV C	
		DO NOT SCALE THIS DRAWING			FILE: U2-13627		SHEET 1 OF 1		

C	UPDATE SPECIFICATIONS	RDS	10/02/17	62340
REV	DESCRIPTION	BY	DATE	ECO NO.